



50Ω TERMINATED 18 GHz SMA LATCHING S.P.9 T. SWITCH

OPTIONS: INDICATOR /SELF CUT-OFF /AUTO RESET /BCD DECODER /SUPP.DIODES

RF CHARACTERISTICS

NUMBER OF WAYS : 9
 FREQUENCY RANGE : 0 - 18 GHz
 IMPEDANCE : 50 Ohms

FREQUENCY (GHz)	0 - 3	3 - 8	8 -12.4	12.4-15.5	15.5- 18
V.S.W.R <=	1.20	1.30	1.40	1.50	1.70
INSERT. LOSS <=	0.20 dB	0.30 dB	0.40 dB	0.50 dB	0.70 dB
ISOLATION >=	80 dB	70 dB	60 dB	60 dB	55 dB
AVER. POWER (*)	240 W	150 W	120 W	110 W	100 W

TERMINATION IMPEDANCE : 50 Ohms
 TERMINATION AVG. POWER AT 25° C : 1 W per termination
 3 W total power

ELECTRICAL CHARACTERISTICS

ACTUATOR : LATCHING
 NOMINAL CURRENT AT 25° C (+10%) : 1280 mA
 ACTUATOR VOLTAGE (Vcc) : 12V (10.2 to 13V) / NEGATIVE COMMON
 TERMINALS : solder pins (250°C max./30 sec.)
 INDICATOR RATING : 1 W / 30 V / 100 mA
 SELF CUT-OFF TIME : 40 ms < CT < 120 ms
 BCD INPUTS (E) - High level : 3.5 to 5.5V / 800µA at 5V
 - Low level : 0 to 1.5V / 20µA at 0.8V

MECHANICAL CHARACTERISTICS

CONNECTORS : SMA female per MIL-C 39012
 LIFE : 2.000.000 cycles per position
 SWITCHING TIME (nominal voltage;25° C) : < 50 ms
 CONSTRUCTION : splashproof
 WEIGHT : < 360 g

ENVIRONMENTAL CHARACTERISTICS

OPERATING TEMPERATURE RANGE (°C) : -40 , +85
 STORAGE TEMPERATURE RANGE (°C) : -55 , +85

(* : average power at 25° C per RF path)

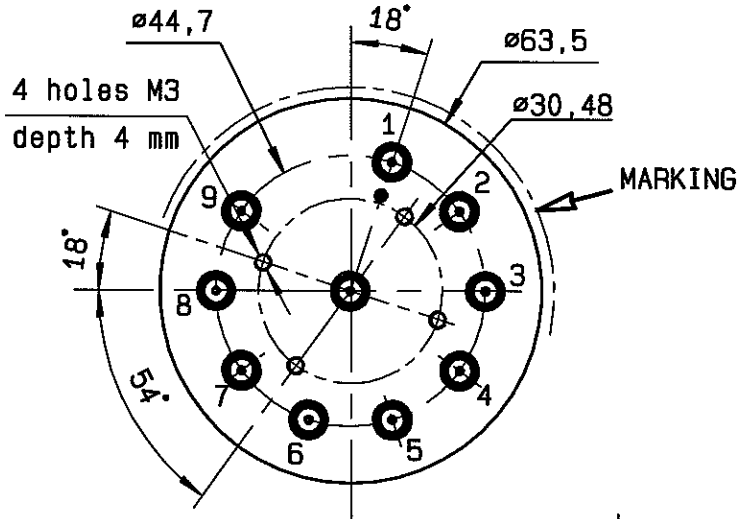
This information is given as an indication. In the continual goal to improve our products, we reserve the right to make any modifications judged necessary

DRAWING

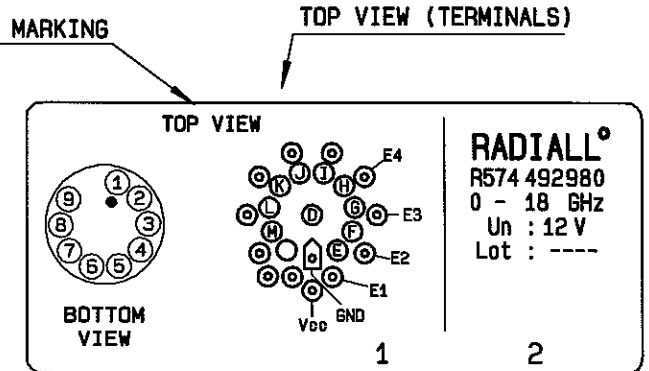
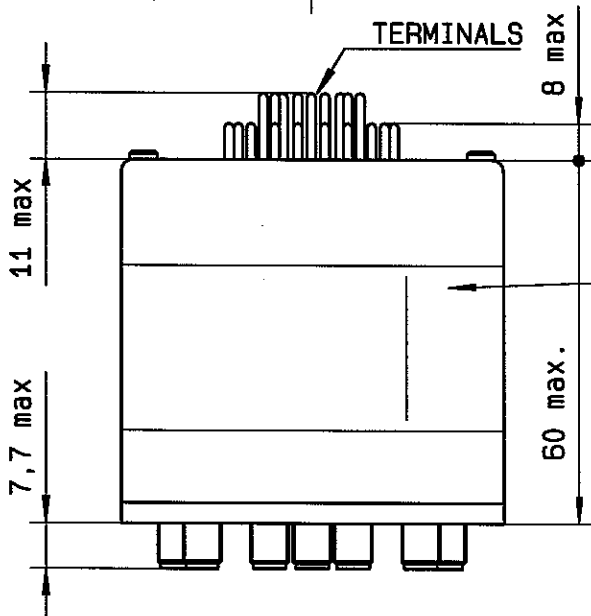
General tolerance: ± 0,5 mm

R574 492980

This information is given as an indication. In the continual goal to improve our products, we reserve the right to make any modifications judged necessary



E4	E3	E2	E1	RF continuity	Ind.
0	0	0	0	ALL PORTS OPEN (FORCED RESET)	--
0	0	0	1	IN ↔ 1	D.E
0	0	1	0	IN ↔ 2	D.F
0	0	1	1	IN ↔ 3	D.G
0	1	0	0	IN ↔ 4	D.H
0	1	0	1	IN ↔ 5	D.I
0	1	1	0	IN ↔ 6	D.J
0	1	1	1	IN ↔ 7	D.K
1	0	0	0	IN ↔ 8	D.L
1	0	0	1	IN ↔ 9	D.M



SCHEMATIC DIAGRAM

